

# Tour #43 Deadline Looming!

Although I would normally reserve such announcements until later in our newsletter, this time it is really urgent. **Our Biological Medicine Tour #43 to Germany is nearly full!** As I prepared this Issue prior to publication and my departure for the Orlando ACIM Conference there were only five (5) places left available. I admit I'm really happy with your response to this tour program and excited about the number of highly ranked prestigious practitioners already joining us, but there are still quite a few of you out there saying "I'm coming with you" who have not yet registered.

The registration deadline is now only a few days away on 26 September. If you plan to come with us you need to not only pay your deposit but get your full balance of fees into the office by that date. If we are filled before you get on the phone to call the OIRF offices, we will have to say "I'm sorry". As I mentioned in our last Issue (#8, Pages 2 & 3), we are very limited in our number of available hotel rooms and our participant numbers cannot grow beyond that total. Don't delay! One final time here's contact and registration information. Will I be meeting you in Germany? *Carolyn*



## Occidental Institute Research Foundation

### 43rd Biological Medicine Tour to Germany

Wednesday, October 26 through Tuesday, November 1, 2016

**Theme:** Experience & Science: Diagnosis and Treatment Possibilities with High Practical Relevance

**Keynote Speaker:** *Prof. Dr. Hendrik Treugut*, Pres. DGEIM, Researcher

Plus exclusive English language lectures for OIRF group:

- **Daniel Beilin, OMD LAc** - AlfaThermodiagnostics
- **Silvia Binder, ND PhD** – ONDAMED Therapy
- **Friedrich Douwes, MD** – Integrative Cancer Therapy (Klinik St. Georg)
- **aProf. Ivan Engler, MD PhD** – Inhaled Ionized Oxygen Therapy
- **Dietrich Klinghardt, MD** – Biological & Energy Medicine
- **Nuno Ruivo, DO & Peter Mahr, HP** – MORA BioResonance

English Programs at Med-Week:

- **Jürgen Nienhaus, MD** – Practitioner and Lecturer (BioResonance)
- **Thomas Rau, MD** – Practitioner and lecturer (Paracelsus, Sanum)
- **Helmut Sauer, MD** – Thermographic Regulation
- **Dr. Anthony Scott-Morley** – Practitioner and Lecturer (BioResonance)
- **Georg Stommel, MD** – Dyckerhoff RNA Therapy

- Our private lectures present the latest information and research in our field, with ample time for questions and hands-on.
- An opportunity to talk with like-minded colleagues and learn from the experience and expertise of attending OIRF Directors and Advisors.
- Visit and participate in the famous Medicine Week Congress in Baden-Baden
- Travel in comfort with plenty of room for luggage, and stay in a family run hotel located in the vineyards close to Baden-Baden.
- Tour price of \$3,795 includes full tour program, single room accommodations and most meals
- Be treated like family with good food, good friends and good conversation in friendly hotels

**ADVANCE REGISTRATION IS HIGHLY RECOMMENDED**

**[Biological Medicine Tour #43](#) information and [Register here](#)**

**For more details contact:** Occidental Institute, [www.oirf.com](http://www.oirf.com); E-Mail: [support@oirf.com](mailto:support@oirf.com)

PO Box 100, Penticton, BC V2A 6J9 Canada and register at 800-663-8342 or (250) 490-3318



# Occidental Institute Research Foundation

## THE BRIDGE

### Linking Practitioners of German Biological Medicine

Volume 12, Issue #9, September 2016

Tuesday, 20 September 2016

Dear Colleagues, Friends and Supporters of OIRF,

#### 👉 Welcome to Volume 12, Issue #9 of "The Bridge" newsletter!

This month we will be featuring an article from our most recent OIRF Medical Advisor, **Daniel Beilin, OMD, PhD, LAc** with an introduction and case study about Regulation Thermography. Dr. Beilin was instrumental in the design, development and registration (with the FDA) of the **AlfaThermodiagnostic** devices.

Already translated and ready for publication is an article by **Jens Tesmer, DSc** called "*BioResonance according to Dr. Cornelissen in the Diagnostics of Dementia*". With all the recent seminars, webinars and publications regarding the ongoing and growing crisis of dementia in the aging, this article is ground breaking and timely. Watch for it to publish in our October Issue #10 of the "The Bridge".

👉 You've peaked at it, you've read about it and you've seen the full information on the **UBS 315** device from **Medical Electronics** (Mr. **Dieter Jossner** of BioPhoton Therapy fame!). This small piece of innovative technology will revitalize regular water. It's not a filter, but the change in the quality of the water is immediately apparent. We saw this device demonstrated during our 2015 tour program. Mr. Jossner did darkfield on two of our participants, got them to drink some of the revitalized water, and then about 20 minutes later did another darkfield. This was not just interesting – it was incredibly impressive. So, here's the link to the recently published information about the [Ultra-compact Bioenergetic Stimulator UBS 315](#). Order today for quick delivery – get yours on your desk today!

👉 Note: At this time, OIRF has added one further conference to our busy 2016 fall and winter schedule. The **ACIM Cancer Conference in Orlando, Florida, Sept. 22-25, 2016** will feature lectures from two of our OIRF Medical Advisors (**Dr. Simon Yu** and **Dr. Dan Beilin**) among many other respected physicians and researchers. OIRF will have an educational and exhibit area at this conference and we look forward to seeing and meeting you there. See further details under the "Conferences and Conventions" segment of this newsletter.

➤ **Advance Notice:** Rumor has it that **Dr. Simon Yu** of **Prevention and Healing** in St. Louis, Missouri is planning two more hands-on AMA (EAV) workshops for MD's next year (possibly March and June 2017). Also, his colleague Mr. Lodholz has agreed to assist with arrangements for "just one more" international conference. Tentative dates for this always exceptional and highly recommended conference are **September 29-30, 2017**. OIRF will be there! Plan even now to attend.

➤ **Special Mention:**

➤ **Focus on MORA®**, Focus on Health! July 2016

[Download here](#)

- Case Studies
  - Colitis ulcerosa
  - Pain in the crook of the arm and ulna
  - Painful joints and stomach aches
- Science and Research: Duplicating substance information with MORA®
- The frequency filters: High- and Low- Pass
- Put through the paces: René Bleile, Head of Test Bay and Repairs, gives an insight into the diverse procedures of production and repair processes
- Made in Germany – Med-Tronik Production
- And more . . .

➤ **MORA® im Fokus**, Gesundheit auf den Punkt gebracht. Juli 2016 (German Version)

[Hier geht es zum Download](#)

## WEBINARS FROM MED-TRONIK!

Every two (2) weeks, Med-Tronik will be conducting a webinar on various subjects with application and function of the MORA® Nova. Each webinar will be approximately 30 minutes in length and will be in both German and English.

Click here for the German webinars: <http://www.med-tronik.de/academy/webinare.html>

And here for the English webinars: <http://www.med-tronik.de/en/academy/webinars.html>

Simply press the Register button and sign up. You will be sent a confirmation email, as well as a reminder closer to the date.

This is a terrific opportunity for you to receive ongoing education featuring some of the best and most famous instructors from Med-Tronik including **Dr. Nuno Ruivo**, **Dr. Peter Mahr** and even occasionally **Dr. Gottfried Cornelissen**. If the times don't work for you, don't worry, Med-Tronik will be archiving them so you can watch at your own convenience (or time zone).

Depending on time available, there may even be time at the end for a brief Q & A.

We look forward to you taking advantage of this terrific opportunity to get training on a regular basis. More topics will be available as time permits.

Be sure to save this to your "favorites" and join in regularly.

➡ I invite all of you to maintain your email or print subscription to “The Bridge” newsletter. All 2016 issues of “The Bridge” will be sent to you by email and then published on our website. **Access is open to all.** Follow this link to get your PDF print copy of “The Bridge” Volume 12, Issue #9.

Further new and cutting edge articles from our prestigious Board of Advisors and Directors as well as more of Carolyn’s translations of articles from current German journals are underway for future Volume #12 issues of this newsletter.

➡ Here are your newsletter items for this Issue #9 . . .

*An exclusive **article for OIRF Supporters**, published September 2016  
by Occidental Institute Research Foundation . . .*

## **Classification of Risk of Breast Cancer Defined by Regulation Thermography**

By Daniel Beilin, OMD, Physiologist  
(OIRF Medical Advisor)

© Copyright 2013, Dr. Dan Beilin, Aptos, California USA

Microcalcifications in breast tissue indicate an increased risk for development of certain breast cancers. Studies have proven that abnormal thermal patterns represent a far more reliable risk factor than family history (Gautherie, 1995).

With the advent of Whole-Body Regulation Thermography (AlfaSight 9000, Alfa Thermodiagnostics Inc, USA) patients who have been previously cleared by mammography or had apparently benign fibrocystic mastopathies by history, may show degenerative changes in the neuro-regulative response patterns in the specific breast areas previous to the generation of true identified pathologies.

In screening programs designed to identify women at high risk of developing breast cancer, or in the primary care physician’s office or breast centers, it is apparent that Regulation Thermography should be used routinely in conjunction with all other modalities for screening and diagnosis.

In the primary care setting, a baseline mammographic thermogram should be recorded in all women regardless of age in order to minimize the danger of giving a false sense of security that may result from negative findings from physical or familial investigations alone, and even mammograms. In women above the age of 40, the combination of mammography and thermography can serve to complete the wholistic consideration which includes anatomical as well as functional disturbances.

While the breast cancer rate is rising in women under the age of 45, there has been no non-invasive screening method that makes medical and economic sense. Several studies have demonstrated the effectiveness of a multimodality approach to breast diagnosis based upon complementary techniques. Of the available examination techniques, Regulation Thermography is the only method which observes significant metabolic and vascular phenomena that occur in breast tissue responses to stress. Whereas all other modalities essentially explore breast morphology alone, thermography investigates functional physiology and it's regulating (homeostatic) mechanisms. The systemic use of thermography in combination with physical examination, mammography and ultrasound increases the overall accuracy of the early detection of cancer by 40% (Gautherie, 1995).

Regulation Thermography adds two additional dimensions to the diagnostic richness of the test:

- 1) *It measures autonomic response seen as projections through the viscera and tissues; and*
- 2) *It utilizes and describes signatures of disease-patterns as it has been synthesized by over 35 years of clinical case studies confirmed by pathology and radiological findings, incorporated into Alfa's computerized workstation software.*

### **Case Study**

A 42 year-old woman came to the clinic with fibrocystic breasts, negative mammography 9 months prior. Regulation Thermography results: marked rigid (blocked) regulation in the right breast (Figure 1). However Regulation Thermography is significantly more comprehensive in the fact that distant body points that link to the organ under evaluation play a direct role in the determination of suspicion. In the case of breast cancer, the lymph system as well as the endocrine system play additional roles in shaping some of the predisposing factors to neoplastic conditions. In this patient, both the alarm-point sternum was blocked, as well as 60% of the lymph points (neck).

See Figure 1 and 2 on next page . . .

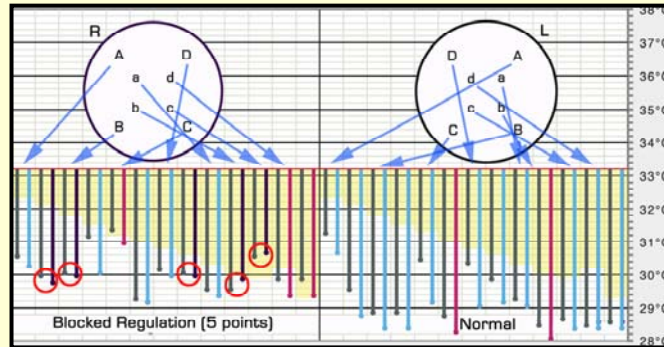


Figure 1: Temperature data before and after a stress stimulus show 5 points in the Right breast aberrant to normal response physiology.

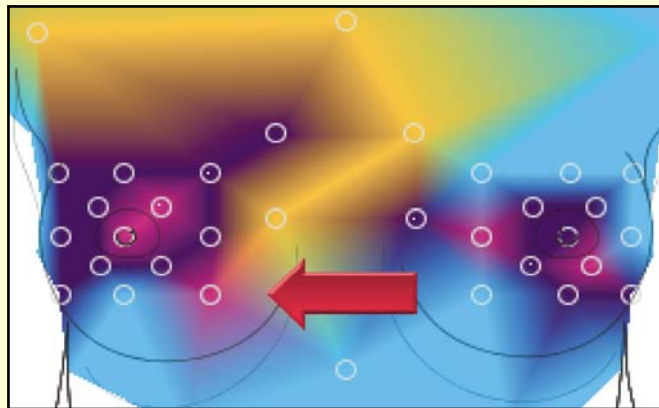


Figure 2: Temperature response-behaviors are then color-coded. Here, the darker blue-black represents a blocked response, - suspicious signature pattern for possible neoplasm.

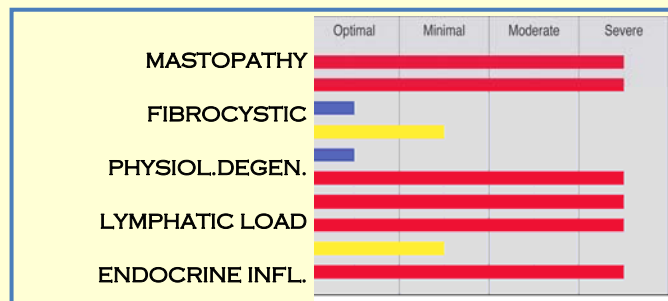


Figure 3: Alfa's Software prioritized influences derived from local and distant systems, increased the suspicion category, leading to refer back to imaging (mammography).

After a clear suspicion was clarified by the Alfa system, along with references to possible concomitant abnormalities such as possible infections or endocrine imbalances, the patient was referred to mammography for a second time in one year.

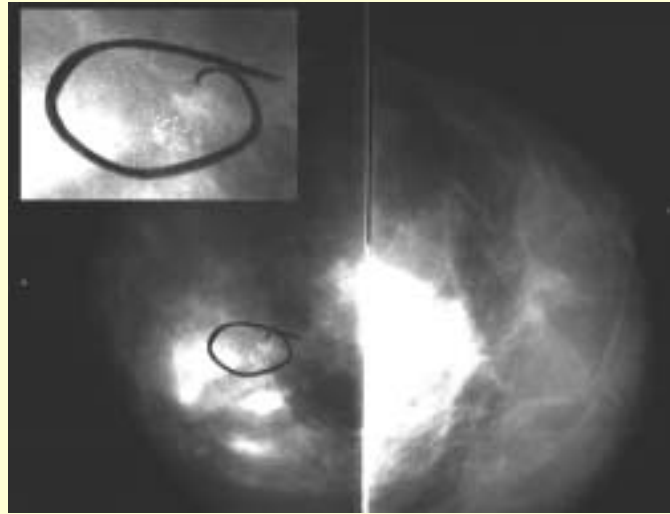


Figure 4: Mammography revealed several areas of calcification, suspicious for Differential Carcinoma in-situ.

Mammography revealed calcifications evident for Differential Carcinoma in-situ. Biopsy revealed positive for ductile carcinoma.

## CONCLUSION

Thermography can sometimes visualize abnormalities in blood flow physiology that may not be seen in other imaging methods. Infrared camera methods fall short of potential avenues of biophysical information that can be seen and carefully analyzed by the method of Regulation Thermography. By utilizing mathematically-analyzed temperature behaviors, blockages and characteristics of homeostatic abnormalities can be seen. Regulation Thermography has had a history that has allowed hundreds of thousands of patients to be evaluated with clinically-verified medical conditions including diabetes, heart disease, immune disorders, neurological disorders, and various cancers. The AlfaSight 9000 method ([info@alfa.global](mailto:info@alfa.global)) is an updated system derived directly from the historically proven and validated methods.

## References:

1. Beuth, J; Complementary Oncology, 2012, Thieme Verlag
2. Vitteta, Luis et.al. 2010, Contact Regulation Thermography. Swinborne Univ.
3. Blum, P 2005; Regulation Thermography. Textbook.Archimedes Press
4. Beilin, D. 2011; Regulation: An extended paradigm. Lecture, Baden-Baden Medicine Week

## Practice Application:

### **Alfa™ Thermodiagnosics** **Non-invasive, non-toxic, whole body** **Assessment for Men and Women**



**Alfa Thermodiagnosics, Inc.** has engineered a next-generation Whole-Body Thermometry adjunct diagnostic tool that provides a visible measurement of the Autonomic Nervous System, often the key to the causal factors of many diseases. The AlfaSight 9000™ is grounded in the established science of Regulation Thermography which was invented and first commercialized in Germany more than 20 years ago. It is a proven, accurate technology supported by more than 100,000 patient assessments, and has been clinically correlated with hundreds of MRI & CT Scans.

The **AlfaSight 9000™** is a state-of-the-art health testing system that identifies physiological dysfunction very early in the disease process. Using a subtle thermal stress stimulus that initiates a regulation response, underlying disturbances and dysfunctional organ systems are revealed with a high degree of accuracy.



This Whole-Body Thermometry System employs the science of Regulation Thermography, and benefits from more than 30,000 patient tests performed with a previous iteration of this technology over the past 2 decades. Disease signatures have been derived from the data and correlated with nuclear-CT (SPECT) and MRI studies that were performed by Dr. David Hickey, Radiologist and Alfa Medical Board member, in his Dallas-based imaging center.

Information provided by the AlfaSight System allows physicians to make more accurate and real-time assessments of the root cause of a disease and accompanying factors. More focused laboratory or imaging tests can then be prescribed for a more efficient and cost-effective approach to diagnosis.



The system also recognizes trends in the body that can assist in the practice of preventive medicine.

**Specific areas of physiological dysfunction that can be identified include:**

- Abnormalities of the female breast
- Peripheral vascular disease
- Musculoskeletal disorders
- Extracranial cerebral and facial vascular disease
- Abnormalities of the thyroid gland
- Various neoplastic and inflammatory conditions



Parallel disease factors accompanying many conditions such as heart disease, diabetes, cognitive disorders and viral diseases are also identified. Early stage detection of these factors is critical for effective treatment and faster recoveries.

The **AlfaSight 9000™** is an adjunct diagnostic device and further clinical tests must be performed to determine diagnosis.

**For more detailed product information, [please contact AlfaThermo](#)**

**Alfa Thermodiagnosics, Inc.**  
2475 Hanover Street  
Palo Alto, CA 94304-1114  
USA  
1-866-652-6600



**Note from OIRF:**

Although OIRF recommends the use of this device for our members and supporters, it cannot be ordered directly through the Institute. If you are interested in obtaining further information, we ask you to contact Alfa Thermo directly. When purchasing Alfa Thermo, if you mention that you are a member of OIRF or have heard about them from OIRF, you will receive a **small discount** off your order and a small donation will be made to OIRF to support our ongoing work and research in Biological Medicine.



**MEDTRONIK**

HOME OF MORA'

## **MORA<sup>®</sup> NOVA**

Vibrations that will change your life!



The MORA<sup>®</sup> BioResonance Method with reliable 2-channel technology

Stimulates self-healing powers and  
thus removes disturbances and blockages.

Target group: Physicians, alternative practitioners,  
therapists and naturopaths.

### **TREATMENT**

For diagnosis or therapy with MORA<sup>®</sup> NOVA, the patient is connected through hand, foot and head electrodes. The patient's vibrations are sent to the device through the electrodes. Depending on the symptoms and treatment program, the vibrations are converted by MORA<sup>®</sup> NOVA into corresponding therapy frequency patterns and returned to the patient through the output electrodes.

### **BENEFITS FOR USERS**

Today the bio-resonance therapy as an energetic diagnosis and therapy method cannot be wished away from holistic complementary medicine. MORA<sup>®</sup> NOVA offers many options that can cover various therapy fields. It gives you a reliable diagnosis and therapy. The body is thereby supported to regulate itself. Your patients experience a side effect-free therapy, which achieves astounding results for many symptoms and diseases. Often the bio-resonance therapy is helpful in cases where traditional medicine was not adequate.

### **BENEFITS FOR PATIENTS**

- ◆ Often the patient feels an improvement just after the first treatment
- ◆ Therapy is often perceived as very comfortable
- ◆ Treatment is free of side effects and is not at all stressful
- ◆ Short treatment duration (between 5 and 30 minutes)

### **The MORA® System offers many remarkable possibilities!**

#### **MORA®-Diagnostics**

The MORA®-Diagnosis and MORA®-Therapy are state of the art medical technology. They use the latest insight of modern biophysics and are scientifically researched and verifiable. The MORA® device has many diagnostic and therapeutic options.

#### **MORA®-Therapy**

For 35+ years, the MORA® bio-resonance therapy has been used successfully around the world. This therapy form makes it possible not only to diagnose unhealthy oscillations but also to treat them.

The electromagnetic oscillations are

- ◆ picked up in the patient's body
- ◆ transmitted to the MORA® device
- ◆ inverted by means of electronic amplifiers, and
- ◆ returned to the body

The aim:

To activate the body's self-healing power and to remove disruptions and blockages. The patient's balance is to be restored.

#### **Treatment**

Experience has shown that patients find the treatment very pleasant. While the electrodes are being put into place, the patient can relax. The therapy lasts between 5 and 30 minutes. Many patients even experience an improvement after the first treatment.

#### **Side Effects**

The patients experience a therapy free from side effects. The practice is not stressful at all. It can be used attendant to any pathology and permits combination with many therapeutic methods. In many diseases astonishing results are achieved.

### **GUARANTEED QUALITY**

#### **Outstanding quality and excellent services!**

#### **Quality creates trust!**

Constant high quality – that is the primary goal. Only then we can satisfy our customers on long-term basis. After all we are dealing with health here. Therefore the continuous improvement of the internal quality management has a very special focus. Due to this reason all MORA®-Products are manufactured only in Germany. All the working steps – from development to material selection to precision manufacturing – are tightly monitored and controlled. The high quality requirement is documented through following independent audits and certifications.



## 4 DVD SET NOW AVAILABLE!

### MORA BioResonance Therapeutic Possibilities Getting the BEST out of your MORA Technology

**Date:** Thursday, September 10, 2015 – COMPLETED! You missed it!

**Intended audience:** For beginners and advanced MORA® BioResonance users. For whatever model you are using, learn the true BioResonance Therapy applications.

You have the MORA, but how do you get the **best** out of it? This one-day lecture course guides you gently, starting with how to think about the way the MORA works, how to think about your patient's health problems, and how to match the two for optimum treatments.

For beginners, or for those who need a refresher, the basic concepts of classical BioResonance are clarified. Learn how to immediately provide effective treatments even if you don't know what you're doing yet.

As the day progresses, you receive expert guidance on how to tackle the most common underlying problems in health, including candidiasis, influenza, hay fever, food intolerances, "tummy bugs", Lyme disease, dental support, and hormonal issues. You will also learn how to verify that the treatment you've given has already been effective. Cases are presented to provide additional concrete information and summarize the day's information.

Lecture course features **Marguerite Lane, ND** from Australia. She has been in full time private practice since 2002 and has used the MORA Super since 2003. She is specialized in the BioResonance techniques of **Dr. Gottfried Cornelissen** of Germany.



This course was sponsored by **Occidental Institute Research Foundation** and presented in conjunction with the **Gateway Fdn. for Biological & Integrative Medicine** prior to the famous "Curing the Incurables" Conference held in St. Louis, Missouri September 2015.

We encourage you to take advantage of this opportunity to benefit from the therapy application and information presented by this well respected and experienced practitioner. Video was professionally filmed and edited.

**Set of 4 DVDs US \$150** plus shipping (available for immediate shipment).

➡ Did you see the Issue #5 Supplement to "The Bridge" newsletter? We included an excellent article that told about the amazing results and effectiveness of this BioResonance device designed for cosmetic applications. Menus and programs are straightforward, and it is intended to be delegable! Follow this link to see the supplementary newsletter article and device details for the remarkable [MORA® Beauty](#).



## Videotaped "DIAGNOSTICS" AND "THERAPEUTICS"

Seminar/Workshops by Dr. Walter D. Sturm† of OIRF Staff



\* 1944-2004 †

### Part One on Diagnostics:

- Electronic point measurement
- Medication testing, and more

### Part Two on Therapeutics:

- **MORA-Therapy**
- Electronic Homeopathy
- Remedy Information Transfer, and more
- *Optional day on his other therapies!*

Follow this link to see a full description of these videotaped "[Diagnostics and Therapeutics](#)" Seminar/Workshops by the late Dr. Walter D. Sturm† of the OIRF Staff.

Available on five (5) DVD's plus one (1) CD with all overheads and extensive handouts materials for CDN \$200 (plus shipping).

Published in Canada by: **Occidental Institute Research Foundation**  
P. O. Box 100, Penticton, BC V2A 6J9 Canada  
Phone: 800-663-8342 or (250) 490-3318  
Website: [www.oirf.com](http://www.oirf.com) Email: [support@oirf.com](mailto:support@oirf.com)



### Special Reports:

**1) Report on LM Potencies.** Translated and prepared by *Dr. Walter D. Sturm* based on the work of *Dr. Samuel Hahnemann*. This is pivotal information for all homeopaths. In the last years of his life Dr. Hahnemann turned solely to the use of LM potencies for his patients instead of the "usual" C and X potencies still utilized today. This knowledge was suppressed for nearly 80 years and revolutionized the practice of homeopathy when that famous 6th edition of his *Organon of Medicine* was finally published. Read the story and see the meticulous research and translation left us by Dr. Sturm. See further information on this [important report](#) at this link. 51 Pages. \$40

**2) The Problem of A and Inverted A in Homeopathic Nosodes.** Translated and prepared by *Dr. Walter D. Sturm* based on the research of *Gottfried Cornelissen, DMD*. Advanced BioResonance information. 4 Pages. \$5

**3) A Critical Examination of Current EAV-Diagnosis, the Mebe-Ampule and Filter Procedure.** Translated and prepared by *Dr. Walter D. Sturm* based on the research of *Gottfried Cornelissen, DMD*. Digital single oint mwasurement according to Dr. Cornelissen. Advanced BioResonance and EAV-Diagnostic information. 14 Pages. \$10

**4) The Genital System.** Translated by Carolyn L. Winsor; revised and edited by *Sean Christian Marshall, DSc* based on the work and research of *Jean-Claude Darras, MD*. Advanced traditional acupuncture information explaining the energetics of the genital system including disorders and treatment. 23 Pages. \$25

## A New Report

# The Ground Regulation System (GRS)

By o. Univ.Prof. Dr.rer.nat. med.habil. Hartmut Heine

A few years after his serious illness in 2011 **Prof. Dr. Hartmut Heine** published a series of seven articles on the **Ground Regulation System**. I [*Carolyn Winsor*] was honored to be able to translate this incredible research into English for the first time and to publish it in our newsletter, "The Bridge".

As I worked my way through translation of the first article, the wealth of knowledge and understanding imparted in even that introductory article left me scrambling for dictionaries, research documents hidden away in the old OIRF library and way beyond "Google searches" to make sure that I was doing justice to the information Prof. Dr. Heine was imparting. Combined with the succeeding six further articles, his gift to us of knowledge and of understanding is truly priceless.

In respect for Prof. Heine I have merged those seven articles into one single report and have republished it separate from that older newsletter. With a total of 48 (mind-blowing) pages, this work is not just "worthwhile" reading, but mandatory reading for all practitioners of orthodox and complementary medicine. Available in electronic or print format for \$30, here is an outline of the contents:

- Part 1** – The Ground Regulation [A History and Background]
- Part 2** – GRS as a non-linear system – Structure, function and determined chaos
- Part 3** – GRS as a non-linear system– Structural components of the extracellular matrix (ECM)
- Part 4** – Spatial structure of the ECM and material transport within the system
- Part 5** – Contact, limitation and clogging up: Cell adhesion, basal membrane and glycosylation
- Part 6** – Functional relations of the ground regulation with the central nervous system
- Part 7** – The Ground Regulation and the Circadian Rhythm
  - The Ground Regulation and Alzheimer Dementia

**And don't forget to order your copy of:**

## The OIRF Special Report On Medication Testing

A translation of Dr. Kramer's full medication testing guidelines from beginning to highly advanced aspects. Dr. Kramer has given us the most complete, step-by-step guidelines for learning medication testing on your own. Based on his seventeen years of practice and teaching, he also suggests the preparations you need to get started. Recommendations on how to order a set of those preparations for yourself are included within the report, and most are now included within the Electronic Remedy Test Sets Software. If you follow all of the report instructions, you will learn how to do medication testing by yourself, easily, quickly and correctly. If not, something is wrong with your Electro-Acupuncture instrument – not you!

This SPECIAL REPORT available in electronic or printed format for \$30.00  
(Report is over fifty pages. Preparations are not included.)

### ➤ **OIRF Resource Materials:**

- For more information and instruction about point and medication testing with EAV see the OIRF: [Medication Testing Report](#) and the [EAV Desk Reference Manuals](#) (both available on disc).
- For more information and instruction about [Diagnostic and Therapeutic Techniques in Biological Medicine](#) with emphasis on BioResonance Therapy be sure to order the recently re-released videos of Dr. Walter Sturm's seminars.
- For a complete [listing of OIRF resource materials](#), including publications, reports, books and videos please follow this link to our website. There are full descriptions of all printed and recorded materials online.
- For a complete [listing of OIRF recommended instrumentation](#), including diagnostic, therapeutic and BioResonance devices please follow this link to our website. There are full descriptions of all instrumentation online.
- Of the three full "home-study" or "extension training" programs developed by Occidental Institute, two have been fully updated and are available in PDF format on disc. Research and publication of each of those programs has been pivotal in the development and application of Acupuncture and Biological Medicine in North America and around the world. Be sure to obtain your copies of these famous and well respected volumes for your library and study purposes.
  - Modern & Traditional Acupuncture: \$165
  - Master of Acupuncture Program: Translations of the ancient acupuncture classics (The Nei Ching consisting of the Su Wen and Ling Shu, as well as the "Difficult Classic" the Nan Ching) are still available in printed format – \$125
  - EAV Desk Reference Manuals, Parts 1 & 2 – \$200
  - Diagnostics and Therapeutics Seminars of Dr. Sturm – \$200

Get more details at <http://www.oirf.com/resources.html>

### **"EXTENSION TRAINING" PROGRAM IN MODERN & TRADITIONAL ACUPUNCTURE**

Over twelve hundred pages of printed materials incorporating applicable materials from the supplementary textbook ([An Outline of Chinese Acupuncture](#)) and set of four charts (by [China Cultural Corp.](#)). Program starts off assuming you know nothing about acupuncture (a good place to start even if only as a thorough review of the basics) and takes you right through to the most heavy-duty advanced aspects of true, 'energetical' acupuncture. The finest and most comprehensive material in the English language, covers all seventy-one meridians of traditional acupuncture; that 'missing sixty percent' of acupuncture knowledge most "acupuncturists" have never even heard of; and, the modern electronic 'needle-less' treatment methods (Electro-Acupoint Therapy) now so popular.

Over 3,000 students were originally enrolled in this famous Extension Training Program, and the OICS graduate listings read like a "Who's Who of Acupuncture" in the English speaking world. This program takes you as far as anyone possibly can in a 'written' format prior to the clinical finesse and practicum needed to round out your acupuncture study to professional levels.

#### **FULL THIRTY-THREE LESSON PROGRAM NOW AVAILABLE ON DVD**

**Price includes** disc with all 33 Lessons, applicable supplementary textbook (An Outline of Chinese Acupuncture) passages and representation of set of acupuncture charts (China Cultural Corporation set of four). [Current editions of the textbook and charts can be easily obtained from suppliers of acupuncture books and supplies.] Price does **not** include printed materials, binders; or, any tutorial, examination, or certification privileges. Follow above link for full details. **Full set on one disc available for CDN \$165.**



## Occidental Institute Research Foundation

### 43rd Biological Medicine Tour to Germany

Wednesday, Oct. 26 through Tuesday, Nov. 1, 2016

**Theme:** Experience and Science: Diagnosis and Treatment Possibilities with High Practical Relevance

**Coordinated and Hosted by:** Carolyn L. Winsor,  
OIRF Managing Director

**Accompanied by OIRF Medical Advisor:** Marguerite Lane, ND  
Member of OIRF Board of Directors and Board of Advisors



Beautiful Baden-Baden in the Fall!

- Visit and participate in the famous **Baden-Baden Medicine Week Congress**



Here's part of the group gathering outside the Medicine Week Congress House

- Our private lectures present the latest information and research in our field, with ample time for questions and hands-on

**Keynote Speaker:** *Prof. Dr. Hendrik Treugut*, Pres. DGEIM, Researcher

Plus exclusive English language lectures for OIRF group:

- **Daniel Beilin, OMD LAc** - AlfaThermodiagnostics
- **Silvia Binder, ND PhD** – ONDAMED Therapy
- **Friedrich Douwes, MD** – Integrative Cancer Therapy (Klinik St. Georg)
- **aProf. Ivan Engler, MD PhD** – Inhaled Ionized Oxygen Therapy
- **Dietrich Klinghardt, MD** – Biological & Energy Medicine
- **Nuno Ruivo, DO & Peter Mahr, HP** – MORA BioResonance Therapy

English Programs at Med-Week:

- **Jürgen Nienhaus, MD** – Practitioner and Lecturer (BioResonance)
- **Thomas Rau, MD** – Practitioner and lecturer (Paracelsus, Sanum)
- **Helmut Sauer, MD** – Thermographic Regulation
- **Dr. Anthony Scott-Morley** – Practitioner and Lecturer (BioResonance)
- **Georg Stommel, MD** – Dyckerhoff RNA Therapy

And as many others as we can manage to work in!!

- Presentations from famous German Biological Medicine Clinics
- Presentations by several instrumentation companies on the practical application
- An opportunity to talk with like-minded colleagues and learn from the experience and expertise of attending OIRF Directors and Advisors.
- Be treated like family with good food, good friends and good conversation in friendly hotels
- Travel in comfort with plenty of room for luggage, and stay in a family run hotel located in the vineyards close to Baden-Baden.
- Tour price of \$3,795 includes full tour program, 7 nights single room and all but a few meals.
- **Register early!** Limited available spaces are already filling.



**For full information and registration details:**

**Phone:** (250) 490-3318

**Toll Free:** 1-800-663-8342

**Website:** [www.oirf.com](http://www.oirf.com)

**Germany Tour details at:**

[www.oirf.com/germany2016.html](http://www.oirf.com/germany2016.html)





➤ **Conferences and Conventions:** As an ongoing approach to bring this information and education to a broader range of practitioners, OIRF will sponsor speakers and lecturers in a number of conferences and events throughout the USA, Canada and Germany, and we are looking forward to an exciting and busy fall season.

Plans and registrations for OIRF to be present at a number of important conferences throughout the US, Canada and Germany have been arranged, and we are looking forward to an exciting and busy year. It is our hope that you will join us in our efforts to expand the use and knowledge of Biological Medicine in Canada, the USA and around the English speaking world.

Here are **some** of the events where our OIRF Board of Directors and Advisors are giving presentations and participating. Be sure to check out the announcements of events and conferences enclosed and on the [Calendar of Events](#) on our website. Make plans **today** for which events you will attend during 2016 and now already into 2017. Your support for the organizers is greatly appreciated, and gives you the benefit of fascinating, informative and educational programs that will enhance your practice – and CEU's! OIRF directors, advisors and/or members are active in each of the recommended events. See Cover Page and Pages 2, 11 & 12 and 15-17 for further details.

➤ **Acupuncture Meridian Assessment Training** for MD, DO and DDS. Primary focus is teaching medical practitioners how to check a few essential acupuncture points to look for disturbances which might be an indication of parasites or dental problems. This training covers many clinical case histories that will amaze you with the healing results that occur where prior numerous doctors and specialists failed to succeed. Class consists of lectures and lots of hands on "boot camp" drills for 2½ days held in **St. Louis, Missouri**. Sponsored by **Dr. Simon Yu** and also featuring **Dr. Robert Cass, Dr. Doug Cook, Gordon Johnston** and **Carolyn Winsor**. To register contact Kate, Office Manager at 314-432-7802 or [Prevention and Healing](#) Rumor tells us to watch for dates in March and June, 2017!

➤ **Conquering Cancer Conference**, Sept. 22-25, 2016 Orlando, Florida. Coordinated by ACIM Connect in cooperation with **Dr. Joe Mercola**, this conference has a list of 25(!) well known and respected speakers including OIRF Medical Advisors **Dr. Simon Yu** and **Dr. Dan Beilin**. Follow this [Cancer Conference](#) link for full registration and speaker details. OIRF will be available for demonstrations of the new RM10 assessment device as well as the BioResonance Cancer, Mitochondriopathy and Dementia programs of **Dr. Gottfried Cornelissen** available on the **MORA® Nova**.

➤ **50th Anniversary Medicine Week Congress**, Oct. 28 through Nov. 1, 2016 in Baden-Baden, Germany with OIRF Advisors, Directors and Germany Tour participants attending. Usually more than 3,000 doctors participate with nearly 200 lectures, workshops and courses (German and English language). The main theme for 2016 is "*Experience and Science: Diagnosis and Treatment Possibilities with High Practical Relevance*" is mirrored for the OIRF Tour #43. Exhibit area with more than 220 exhibits provides you with an excellent insight into the big product offerings in natural healing and complementary medicine. There you can find out directly, and compare. Contact OIRF for attendance possibilities.

➤ **Biological Medicine Tour #43 to Germany, October 26 through November 1, 2016.** Join us for our **43rd** group tour including the world famous "Medicine Week" Congress in Baden-Baden. Tour program also includes exclusive OIRF English language lectures from renowned German clinicians and researchers as well as pharmacy and clinic visits. Speaker, event and activity schedules have been posted on our website at: [www.oirf.com/germany2016.html](http://www.oirf.com/germany2016.html) . Registration for this program is now open and attendance for the program will be strictly limited. We strongly recommend early registration. Meet us in Frankfurt to participate in this exciting and exclusive program. **Last chance to register!!!**

➤ As US certifications for the MORA Beauty are finalized, OIRF and Med-Tronik will be sponsoring exhibit areas at a number of conferences throughout the USA and Canada during 2016. Watch for dates and locations to be announced for an opportunity to see this remarkably effective device that can rapidly generate income for your practice.

- See the **MORA Beauty** at **A4M Las Vegas, Nevada on Dec. 9-11, 2016**, Booth 5084
- More dates to follow . . .

➤ **MORA BioResonance Therapeutic Possibilities**, 1 day course on therapeutic applications with **Marguerite Lane, ND**, Australia. 4 DVD set of video recordings are now available through OIRF for US \$150 plus shipping. [Note: All backorders will ship during the first week of March.]

➡ Follow this link to our website to see Issue #9 in print/PDF format.

➡ **Updates, Reminders and Announcements:**

➤ Last Chance! Register now for the **43rd OIRF Biological Medicine Group tour to Germany for 2016**. This 43rd Germany Tour will take place in conjunction with the **50th Anniversary Medicine Week Congress in Baden-Baden** in Oct/Nov of 2016! Confirmed tour dates are set for Oct. 26 to Nov. 1, 2016.

➤ Watch for Volume 12, Issue #10 of the "The Bridge" newsletter to arrive in your Inbox around mid-October 2016. Additionally, there are a number of new and exceptionally well written articles by Med-Tronik researchers and instructors that have been published in the German CO'Med journal. Carolyn is busily translating as many of them as possible for future newsletter issues. The October issue will feature one of those translated articles by **Jens Tesmer, DSc** covering **Dr. Gottfried Cornelissen's** approach for treating **Dementia**.

➤ Visit our **Facebook** page – will you be our friend?



I trust you have found much of interest in these pages. All of our many 2016 events and activities have been fully arranged and finalized, and we are looking forward to participating in numerous conferences while supporting the various speakers and complementary organizations. Additionally there are a variety of informational articles being prepared for the next Issues of Volume 12 of "The Bridge". Electronic publication with access open to all will continue throughout 2016 and 2017 and we will continue bringing you that cutting edge information for which OIRF is famous.

We look forward to meeting you during our forthcoming 2016 activities and programs. As always your comments are welcome. Remember that this is your newsletter. Your suggestions, article contributions, critiques, FAQ's and compliments are gratefully accepted.

Yours in health,

*Carolyn*

Carolyn L. Winsor  
Managing Director  
Phone: (250) 490-3318  
[support@oirf.com](mailto:support@oirf.com)

To Unsubscribe send an email to [support@oirf.com](mailto:support@oirf.com) with "unsubscribe" in the Subject Line.

**Published by Occidental Institute Research Foundation**

P. O. Box 100, Penticton, BC V2A 6J9 Canada  
Telephone: (250)490-3318 Fax: (250) 490-3348  
Website: [www.oirf.com](http://www.oirf.com) Email: [support@oirf.com](mailto:support@oirf.com)

Published in Canada